


Solving Your Relay Requirements Since 1922



Amperite Co.
 567 52nd Street
 P.O. Box 329
 West New York, NJ 07093
 (800) 752-2329
www.Amperite.com

PC5 - Series

PCB Relays



16A Switching Capabilities

SPDT Configurations


PCB Terminals

Epoxy Sealed

SPECIFICATIONS

Contact Material	Silver Alloy		
Contact Resistance	Maximum 50 Milliohms		
Operate Time	Maximum 7 Milliseconds		
Release Time	Maximum 3 Milliseconds		
Insulation Resistance	1000 Megohm Minimum (500 VDC)		
Dielectric Withstanding Voltage	—		
Coil to Contact	5000 VAC (50 / 60 Hz) for 1 Minute		
Between Open Contacts	1000 VAC (50 / 60 Hz) for 1 Minute		
Vibration Resistance	Functional	10 to 55 Hz Double Amplitude of 1.5 mm	
	Destruction	10 to 55 Hz Double Amplitude of 1.5 mm	
Shock Resistance	Functional	10 G's Minimum	
	Destruction	100 G's Minimum	
Life (Minimum Operations)	Mechanical	At 120 CPM	10,000,000
	Electrical	At 20 CPM	100,000
Ambient Temperature	-40° C to +70° C		
Operating Humidity	98% RH @ 40° C		
Unit Weight	13.5 Grams		

Solving Your Relay Requirements Since 1922



Amperite Co.
 567 52nd Street
 P.O. Box 329
 West New York, NJ 07093
 (800) 752-2329
www.Amperite.com

CONTACT RATINGS

Arrangement	1C
Resistive Load Cos. $\Phi = 1$	16A 250 VAC / 30 VDC
Maximum Contact Voltage	30 VDC / 250 VAC
Maximum Contact Current	16 A


COIL DATA (at 20 °C)

Nominal Voltage	5 VDC	12 / 24 VDC
Pick-up Voltage VDC (Max.)	3.5 VDC	8.4 / 16.8 VDC
Drop-out Voltage VDC (Min.)	0.5 VDC	1.2 / 2.4 VDC
Coil Resistance	62 $\Omega \pm 10\%$	360 / 1400 $\Omega \pm 10\%$
Power Consumption	0.40 W	0.40 / 0.41 W
Temperature Rise (Nominal Voltage)	55 °C	
Max. Allowable Voltage	120% of Nominal Voltage	

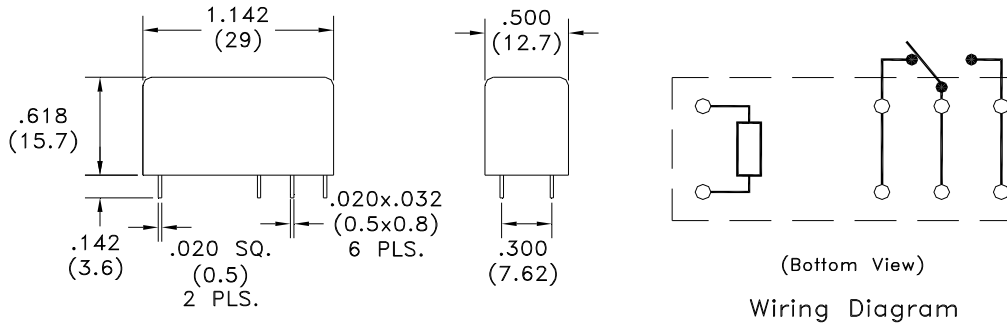
THE AMPERITE PART NUMBERING SYSTEM IS LISTED BELOW. IF YOU DO NOT
 SEE THE NUMBER LISTED THAT YOU NEED, PLEASE CONTACT US. WE CAN
 PROVIDE MOST TYPES OF RELAYS AVAILABLE TODAY.

Part Number	CONTACT ARRANGEMENT	COIL VOLTAGE	TERMINATION
PC5-1C 005D 02	1C = 1 Form C	005D = 5 VDC	02 = PCB Mount
PC5-1C 012D 02	1C = 1 Form C	012D = 12 VDC	02 = PCB Mount
PC5-1C 024D 02	1C = 1 Form C	024D = 24 VDC	02 = PCB Mount

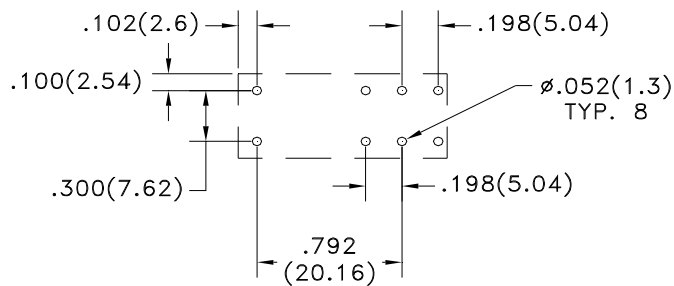
Solving Your Relay Requirements Since 1922



Amperite Co.
567 52nd Street
P.O. Box 329
West New York, NJ 07093
(800) 752-2329
www.Amperite.com



Outline Dimensions PC5 1 Pole PCB Mount



PCB Outline Dimensions PC5